

SERATO SCRATCH LIVE 2.4 DATA SHEET

Serato Scratch Live combined with Rane hardware is the ultimate solution for professional DJs, giving you the freedom to take your entire digital music collection on the road and equipping you with advanced features that add extra creativity to your DJing.

This intuitive system replicates the traditional DJing experience for “real feel” usability. With unparalleled performance, sound quality and stability, you’ll soon see why thousands of DJs worldwide choose Serato Scratch Live.

- Load music files onto Virtual Decks for playback.
- Browse your music collection by custom categories and album art.
- Prepare audio files for playback with auto-gain and BPM calculation.
- Organise music with crates, subcrates and smart crates.
- Choose from multiple play and display modes to suit your performance style.
- Use visual aides, cues and loops to perfect your mixing.
- Add extra creativity to your sets with DJ-FX, the SP-6 Sample Player and other Scratch Live plug-ins.

SUPPORTED FILE FORMATS

Scratch Live supports multiple file formats: fixed and variable bit-rate MP3, MP4, Ogg Vorbis, AAC, ALAC, AIFF, WAV and Whitelabel (wl.mp3) file types*. M3U playlists are also supported. ***For more information on wl.mp3 files visit whitelabel.net.**

NOTE: Older iTunes Music Store DRM files cannot be played back by Scratch Live. iTunes Plus files are DRM-free.



VIRTUAL DECKS

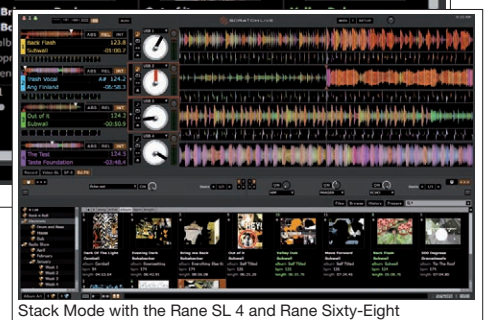
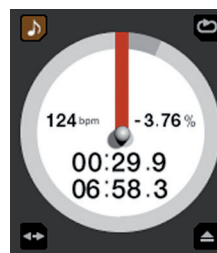
Music files are loaded onto the Virtual Decks, which rotate as the music plays, much like regular turntables or CDJ decks.

The Virtual Deck shows everything about the speed and position of a track. As the vinyl rotates, so does the line on the label. The circular progress bar around the edge is a visual representation of the position within the song. The Virtual Decks display pitched BPM information, and the time and remaining time are displayed in minutes and seconds.

Serato Control Vinyl and Control CDs are included with Rane hardware. These each contain the Serato NoiseMap™ Control Tone, a unique control signal which allows Scratch Live to track the motion of the record, simulating the same movement with digital audio.

LIBRARY

Browse your music collection by album, artist, BPM and genre. Additional column sort options can be selected for custom needs. Tracks in your library can also be browsed using three different album art modes.



Stack Mode with the Rane SL 4 and Rane Sixty-Eight

Scratch Live includes an intuitive Search function to help you find tracks quickly.

IMPORTING MUSIC

Importing music is done simply by navigating to your hard drive(s) via Scratch Live’s File pane. You can also drag and drop files directly from Explorer (Windows) or Finder (Mac). iTunes users have the option to integrate existing iTunes libraries and playlists into their Scratch live library.

Importing audio files to your computer is highly recommend, however you can play files directly from CD and CD-ROM.

FILE PREPARATION

Build waveform overviews, check for file corruption and use Scratch Live’s optional auto-gain and BPM calculation with the Analyze Files button.

Use the Offline Player to prepare crates, audition tracks, and set cue and loop points, without needing to have the Rane hardware connected.

KEYLOCK

When Key Lock is on, the key or pitch of the song stays locked at what it would be if the track was playing at normal speed, regardless of the platter speed of the turntable or CD player.

CRATES AND SMART CRATES

Create Crates and Subcrates to group tracks within for quick recall and simple organisation. You can merge these crates onto an external drive for simple migration to another laptop. Smart Crates allow you to set rules and keywords for crates, automatically updating when relevant tracks are added or removed from your library.

HISTORY

The history button opens a complete log of all the tracks you have played and allows you to export Scratch Live session information as a data file for future reference.

Serato Playlists export track play information to your user profile on serato.com. This can be done using the History export function post-set, or you can choose to live update during your set.

PLAY MODES

Scratch Live has three different play modes which you assign to each Virtual Deck.



Absolute Mode most closely resembles the properties of regular vinyl; needle dropping, scratching, rubbing and other turntablist techniques are most faithfully reproduced in this mode. Absolute Mode is the recommended mode to use when using the standard hardware functions on CDJs.

Relative Mode allows for skip free scratching and the use of Scratch Live's cueing, looping and censor controls.

Internal Mode lets you play and mix files without external vinyl or CD control. Internal mode contains a start/stop function, a pitch slider and pitch nudge controls. It is also the emergency mode Scratch Live defaults to when the end of a control record or CD is reached.

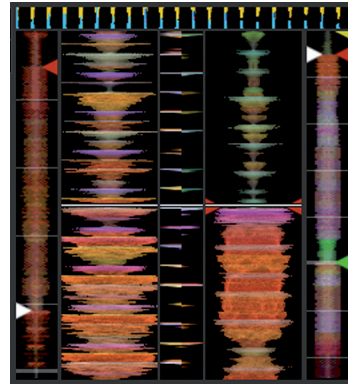
CUES AND LOOPS

Create up to five Cue Points with labels for each track to mark and trigger key parts of your songs.

Create and save up to nine Loops per track, either manually or using the Auto-Loop function.



VISUAL AIDS



When a track is playing several waveforms and visual aids are displayed.

Tempo Display provides a helpful tool for beat matching - each peak represents the beats within a track. As you change the pitch of a song, these peaks shift position. When track tempos are in-time, these peaks will be aligned.

Beat Matching Display emphasizes the position of beats within a track alongside the waveform display, for quick beat matching.

Track Overview Display shows an overview of the track waveform, which is useful for finding transitions in a track and for jumping quickly to any part of the song.

Colored Waveforms are by frequency for visual identification of instruments and vocals.

SCRATCH LIVE PLUG-INS

Optional plug-ins can be switched on and off, allowing you to choose which extra features you would like to use when DJing.

SP-6 Sample Player allows triggering up to six additional audio sources (e.g. sound effects, drops). Store samples in multiple sample bank slots, and choose output options for each slot.



DJ-FX give you control of two FX units, each with three chained effects slots per unit. Customize and save preferred effect parameter settings for quick recall.

Serato Video is an optional software plug-in for Scratch Live which adds the ability to play and mix video files. Manage a variety of video clips from within the Scratch Live library and load them onto a virtual deck for control with either vinyl or CD. Mix clips with a variety of transitions, as well as apply exciting effects to each clip. The mixed output is sent to your laptop's second display output, connecting to external monitors or projectors. Serato Video is supported and available only from serato.com.

The Bridge allows you to combine elements of Ableton Live with Serato Scratch Live, to create unique performances and to perfect your mixtapes. The Bridge is free-of-charge for users of Ableton Live/Suite 8.2 or above. Visit serato.com/thebridge.

MINIMUM SYSTEM REQUIREMENTS FOR SERATO SCRATCH LIVE

PLEASE NOTE: These are the **minimum** requirements to run Scratch Live. For best performance and for use in professional situations we recommend you buy a higher spec computer. We also recommend Intel processors.

- Available 2.0 USB port.
- 1024 x 768 screen resolution.
- 5400 RPM hard drive. 7200 RPM for high-resolution audio playback.
- 2 GB RAM (a large library will like more RAM).

MAC

- Intel 1.83 GHz Core Duo or better.
- OSX 10.5.8 or higher.

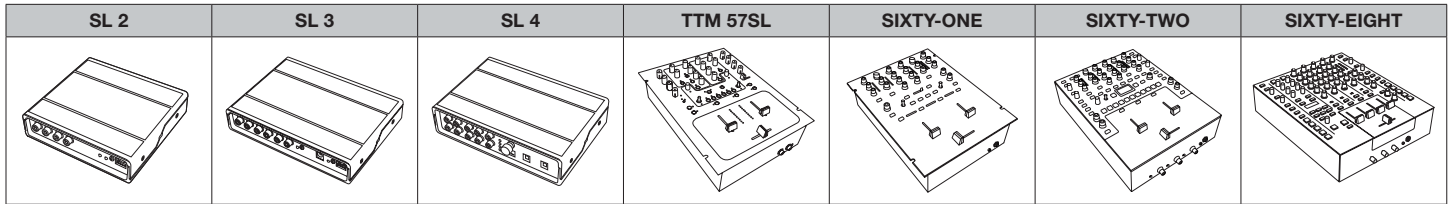
WINDOWS

- Intel processor, 2.2 GHz Core Duo or better.
- Windows XP with Service Pack 3 or higher.
- Windows Vista with Service Pack 2 or higher.
- Windows 7, recommended over Vista.

NOTE: Before buying a new computer, read the FAQs at serato.com.

NOTE: If you are using Scratch Live's more system-intensive features like the DJ-FX plug-in, you may need a higher spec computer or an optimized system. Read the Computer Optimization Guide at serato.com.

SERATO SCRATCH LIVE HARDWARE COMPARISON GUIDE



SOFTWARE FEATURES	SL 2	SL 3	SL 4	TTM 57SL	Sixty-One	Sixty-Two	Sixty-Eight
2 Deck mixing	•	•	•	•	•	•	•
3 Deck mixing		•	•				•
4 Deck mixing			•				•
Visual Beat Matching	•	•	•	•	•	•	•
Key lock	•	•	•	•	•	•	•
Censor button	•	•	•	•	•	•	•
Repeat button	•	•	•	•	•	•	•
5 available cue points	•	•	•	•	•	•	•
9 available loop slots	•	•	•	•	•	•	•
DJ-FX	•	•	•	•	•	•	•
SP-6 Sample Player	•	•	•	•	•	•	•
Additional SP-6 output		•	•		•	•	
Virtual Deck gain trims	•	•	•	•	•	•	•
Master gain trim	•	•	•	•	•	•	•
Core Audio/ASIO drivers	•	•	•		•	•	•
MIDI mappable controls	•	•	•	•	•	•	•
MIDI beat clock send and receive						•	

HARDWARE FEATURES	SL 2	SL 3	SL 4	TTM 57SL	Sixty-One	Sixty-Two	Sixty-Eight
USB 1.1				•			
USB 2.0	•	•	•		•	•	•
Two USB ports			•			•	•
Mic input (1/4" or XLR)				•	•	•	•
Phantom-powered Mic in							•
Second Mic input							•
Mic input tone controls				•	•	•	•
Mic Input FlexFX					•	•	•
3-band full cut EQ				•	•	•	•
Magnetic mixer faders				•	•	•	•
FlexFX loop				•	•	•	•
" USB insert for DJ-FX					•	•	•
" Built-in mixer effects				•		•	•
USB bus powered	•	•	•				
Self-powered				•	•	•	•
USB in for SP-6 out					•	•	
SP-6 trigger buttons						•	
Cue trigger buttons				•		•	•
Loop controls				•		•	•
Library / Load controls				•		•	•
Aux/Session Inputs		•	•	•	•	•	•
Aux/Session Outputs		•	•	•	•	•	•
Software Thru Outputs	•	•	•				
16-bit converters				•			
24-bit converters	•	•	•		•	•	•
44.1 kHz USB audio	•	•		•			
48 kHz USB audio	•	•	•		•	•	•
96 kHz USB audio			•				
Serato Video compatible	•	•	•	•	•	•	•
Main outputs (XLR)				•		•	•
Main outputs (1/4")					•		
Booth outputs (1/4")				•		•	•
Two headphone outputs (1/4" and 3.5 mm)				•	•	•	•
Split cue headphone monitoring					•	•	•

SERATO CONTROL

Mix and scratch files from your computer hard drive using Serato Control Vinyl, Serato Control CD or Official Serato Accessories.

Serato Control Vinyl and Control CD (included with Rane hardware)

The Serato Control Vinyl and Control CDs each contain the Noise Map Control Tone, a unique control signal which allows Scratch Live to track the motion of the record, simulating the same movement with digital audio.

Official Serato Accessories (optional)

Serato has certified a select range of new generation controllers with USB connectivity. Scratch Live can send track information to supported hardware on-board displays. Use the platters, buttons and sliders instantly, as supported hardware has pre-mapped controls for a no-fuss setup.

These models are Serato Approved USB Controllers:

- Denon DJ DN-HC1000S
- Denon DJ DN-HC4500
- Novation Dicer
- Vestax VFX-1
- Pioneer CDJ-350
- Pioneer CDJ-850
- Pioneer CDJ-2000
- Pioneer CDJ-900
- Pioneer CDJ-400
- Pioneer MEP-7000