


PM50s Personal Monitor Amplifier



SPECIFICATIONS

Max Input Level:	-20 dB XLR, 40 dB monitor
Output Impedance:	10 Ohms
Gain:	15 dB 1/4", 50 dB XLR
Bandwidth:	20 - 20 kHz
S/N Ratio:	90 dB
Power:	9 - 18 VAC/DC
Size:	3" x 2.5" x 1.25" (7.6 x 6 x 3.2 cm)
Weight:	1 lb (.45 Kg)

Owners Manual

LIMITED WARRANTY

This product is warranted to the original consumer purchaser to be free from defects in materials and workmanship under normal installation, use and service for a period of one (1) year from the date of purchase as shown on the purchaser's receipt.

The obligation of Rolls Corporation under this warranty shall be limited to repair or replacement (at our option), during the warranty period of any part which proves defective in material or workmanship under normal installation, use and service, provided the product is returned to Rolls Corporation, TRANSPORTATION CHARGES PREPAID. Products returned to us or to an authorized Service Center must be accompanied by a copy of the purchase receipt. In the absence of such purchase receipt, the warranty period shall be one (1) year from the date of manufacture.

This warranty shall be invalid if the product is damaged as a result of defacement, misuse, abuse, neglect, accident, destruction or alteration of the serial number, improper electrical voltages or currents, repair, alteration or maintenance by any person or party other than our own service facility or an authorized Service Center, or any use violative of instructions furnished by us.


This one-year warranty is in lieu of all expressed warranties, obligations or liabilities. ANY IMPLIED WARRANTIES, OBLIGATIONS, OR LIABILITIES, INCLUDING BUT NOT LIMITED TO THE IMPLIED WARRANTIES OF MERCHANTABILITY AND FITNESS FOR A PARTICULAR PURPOSE, SHALL BE LIMITED IN DURATION TO THE ONE YEAR DURATION OF THIS WRITTEN LIMITED WARRANTY. Some states do not allow limitations on how long an implied warranty lasts, so the above limitation may not apply to you.

IN NO EVENT SHALL WE BE LIABLE FOR ANY SPECIAL, INCIDENTAL OR CONSEQUENTIAL DAMAGES FOR BREACH OF THIS OR ANY OTHER WARRANTY, EXPRESSED OR IMPLIED, WHATSOEVER. Some states do not allow the exclusion or limitation of special, incidental or consequential damages so the above limitation or exclusion may not apply to you. This warranty gives you specific legal rights, and you may also have other rights which vary from state to state.

PM50s Personal Monitor Amplifier

The PM50 is the "more me" box. It allows you to mix a mic signal and a monitor signal and hear them via headphones.

- XLR Mic In & Pass Thru
- Ground Lift on XLR Thru
- Mono or Stereo 1/4" Monitor Input
- 1/4" and 1/8" Phone Outputs
- Lots of output level, it's loud.



Rolls Corporation
Salt Lake City, UT
2/02

INTRODUCTION

Thank you for your purchase of the PM50s Stereo Personal Monitor Amplifier. This unit is a unique device for monitoring ones self and program material at the same time. It has a monitor level control and a mic level control, a mic pass-through XLR jack, 1/4" and 1/8" phone jacks, and a switchable mono/stereo 1/4" monitor input jack. The Mic In and Thru has a switchable ground lift for elimination of ground loops.

The PM50s is designed for performers who need to monitor their own signal, such as their vocals, with the main mix. It has become very popular with drummers who need to mix a click track with a monitor signal. Church choir singers love the PM50 to monitor their voices over the musicians. And many sound technicians use the PM50 as a quick line tester to troubleshoot audio systems.

DESCRIPTION

MIC THRU: XLR jack paralleled (hard-wired) to the MIC INPUT jack for pass-through to a mixer or other input device.

MIC INPUT: XLR balanced jack for connection to a condenser or dynamic microphone.

gnd/lift: Header jumper for connecting or disconnecting the XLR ground (pin 1) to chassis ground. The PM50s is configured at the factory with pin 1 **connected** to ground.

MONITOR INPUT: 1/4" TRS stereo jack for connection to a line source such as a mixer monitor/auxiliary output, cassette player output, CD player output etc.


stereo/mono: Header jumper to configure the Monitor input for TRS stereo or TS mono operation. The PM50s is configured at the factory in **stereo** mode.

9 - 17 VAC/DC: For connection to the external AC power adapter.

MONITOR VOLUME: Adjusts the level of the incoming signal from the Monitor Input.

MIC VOLUME: Adjusts the level of signal coming from the MIC INPUT.

HEADPHONE OUTPUTS: Two 1/4" Stereo jacks for connection to stereo headphones.



WARNING

USING THIS SYSTEM AT EXCESSIVE VOLUMES CAN CAUSE PERMANENT HEARING DAMAGE.

USE AS LOW A VOLUME AS POSSIBLE

In order to use this system safely, avoid prolonged listening at excessive sound pressure levels. Please use the following guidelines established by the Occupational Safety Health Administration (OSHA) on maximum time exposure to sound pressure levels before hearing damage occurs.



90 dB SPL at 8 hours
95 dB SPL at 4 hours
100 dB SPL at 2 hours
105 dB SPL at 1 hour
110 dB SPL at 1/2 hour
115 dB SPL at 15 minutes

120 dB SPL - *avoid or damage may occur*

It is difficult to measure the exact Sound Pressure Levels (SPL) present at the eardrum in live applications. In addition to the volume setting on this Personal Monitor unit, the SPL in the ear is affected by ambient sound from floor wedges or other devices. The isolation provided by the fit of quality earphones is also an important factor in determining the SPL in the ear.

Follow these guidelines in the use of this product to protect your ears from damage:

1. Turn up the volume only to the point where hearing is comfortable.
2. Ringing in the ears may indicate that the levels are too high. Lower the volume level.
3. Have your ears checked by an audiologist on a regular basis. If you experience wax buildup in your ears, stop using the system until an audiologist has examined your ears.

