


User Manual



BUGERA 412F-BK

**Classic 4 x 12", 200-Watt
Straight Guitar Cabinet with
Original BUGERA Speakers**

This manual is available in English, German, French, Spanish, Italian, Russian, Polish, Dutch, Finnish, Swedish, Danish, Portuguese, Greek, Japanese and Chinese. There may also be more current versions of this document. Download them by going to the appropriate product page at:

www.bugera-amps.com

A50-AIR30-08001

Bugera
THE SOUL OF VALVES

Important Safety Instructions



Caution

High voltage! Risk of death! To avoid lethal electric shock, do not open the casing. There are no user-serviceable components inside. Refer all maintenance to qualified service personnel. Remove the mains cable when the unit is not in use.



Warning

To eliminate the risk of fire and electric shock, do not expose this unit to rain or moisture and splashing or drip-ping liquid, which might enter the device. Do not place any objects filled with liquid, such as vases, on the unit.



This symbol, wherever it appears, alerts you to the presence of uninsulated dangerous voltage inside the enclosure—voltage that may be sufficient to constitute a risk of shock.



This symbol, wherever it appears, alerts you to important operating and maintenance instructions in the accompanying literature. Please read the manual.

- 1 Read these instructions.
- 2 Keep these instructions.
- 3 Heed all warnings.
- 4 Follow all instructions.
- 5 Do not use this apparatus near water.
- 6 Clean only with dry cloth.
- 7 Do not block any ventilation openings. Install in accordance with the manufacturer's instructions.
- 8 Do not install near any heat sources such as radiators, heat registers, stoves, or other apparatus (including amplifiers) that produce heat.
- 9 Do not defeat the safety purpose of the polarized or grounding-type plug. A polarized plug has two blades with one wider than the other. A grounding type plug has two blades and a third grounding prong. The wide blade or the third prong are provided for your safety. If the provided plug does not fit into your outlet, consult an electrician for replacement of the obsolete outlet.

- 10 Protect the power cord from being walked on or pinched particularly at plugs, convenience receptacles, and the point where they exit from the apparatus.

- 11 Only use attachments/accessories specified by the manufacturer.

- 12 Use only with the cart, stand, tripod, bracket, or table specified by the manufacturer, or sold with the apparatus. When a cart is used, use caution when moving the cart/apparatus combination to avoid injury from tip-over.



- 13 Unplug this apparatus during lightning storms or when unused for long periods of time.

- 14 Refer all servicing to qualified service personnel. Servicing is required when the apparatus has been damaged in any way, such as power supply cord or plug is damaged, liquid has been spilled or objects have fallen into the apparatus, the apparatus has been exposed to rain or moisture, does not operate normally, or has been dropped.

- 15 The apparatus shall be connected to a MAINS socket outlet with a protective earthing connection.

- 16 Where the MAINS plug or an appliance coupler is used as the disconnect device, the disconnect device shall remain readily operable.

- 17 CAUTION! - These service instructions are for use by qualified service personnel only. To reduce the risk of electric shock do not perform any servicing other than that contained in the operation instructions unless you are qualified to do so.

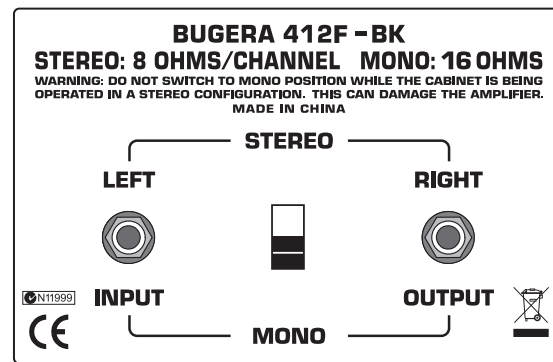


Introduction

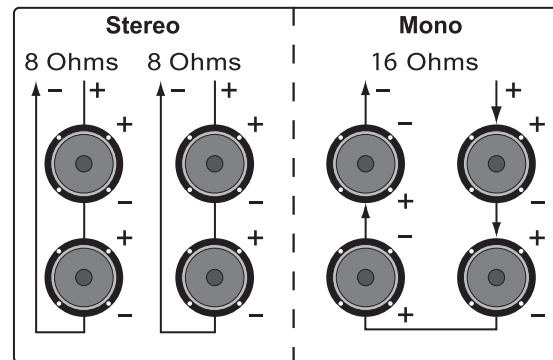
Dear Customer,

Welcome to the team of BUGERA users. Thank you very much for expressing your confidence in BUGERA products by purchasing the BUGERA 412F-BK. Even though hooking up and operating the 412F-BK is very easy, we would still like to provide you with a brief description of this excellent speaker cabinet and its features.

- ◆ The BUGERA 412F-BK can produce extreme sound pressure levels. Please note that high SPLs do not only result in listening fatigue but can also permanently impair your hearing.
- ◆ Please turn off the amp and disconnect it from the mains before connecting it to the speaker cabinet.
- ◆ Turn off the amp before changing the BUGERA 412F-BK settings.
- ◆ Select stereo or mono operation and set the switch accordingly:
 - Set the BUGERA 412F-BK to MONO to drive it from a single power amp. In this case, the speaker cabinet's impedance is 16 Ohms. Use the 412F-BK's INPUT connector to connect the speaker cable.
 - Set the BUGERA 412F-BK to STEREO to drive it from two amplifiers or a stereo power amp. In STEREO mode, the speaker cabinet's impedance is 2 x 8 Ohms. Connect the amplifiers or power amp using the LEFT and RIGHT input jacks.
- ◆ When connecting the 412F-BK to a valve power amp, please use the corresponding output(s) on your amp or set the impedance selector switch to the correct impedance after disconnecting the amp from the mains.
- ◆ Be sure to set amp impedance accordingly.
- ◆ Disconnect your amp from the mains before changing the impedance settings.
- ◆ Never use guitar or similar cables to operate the 412F-BK. Always use heavy duty speaker cables, preferably no smaller than 2.5 mm² (13 AWG).
- ◆ Never operate a valve amp without a load connected to it. If the impedance of the connected speaker cabinet fails to match the amplifier's impedance, the amp could be damaged. Please refer to the operating instructions accompanying your amplifier.



Rear panel



Wiring

WARNING

THIS EQUIPMENT IS CAPABLE OF DELIVERING SOUND PRESSURE LEVELS IN EXCESS OF 90 dB, WHICH MAY CAUSE PERMANENT HEARING DAMAGE.

Specifications

Speaker type

4 x 12" BUGERA Vintage Guitar Series, 12G50J4

Power rating (mono/stereo)

200 Watts / 2 x 100 Watts

Impedance (mono/stereo)

16 Ohms / 2 x 8 Ohms

Dimensions (W x H x D)

approx. 760 x 750 x 380 mm / approx. 30" x 30" x 15"

Weight

approx. 82 lb (37.2 kg)

*We are constantly striving to maintain the highest professional standards. As a result of these efforts, modifications may be made from time to time to existing products without prior notice. Specifications and appearance may differ from those listed or illustrated.

Limited Warranty

§1 Warranty

- ① This limited warranty is valid only if you purchased the product from a BUGERA authorized dealer in the country of purchase. A list of authorized dealers can be found on BUGERA's website www.bugera-amps.com under "Where to Buy", or you can contact the BEHRINGER office closest to you.
- ② BEHRINGER warrants the mechanical and electronic components of this product to be free of defects in material and workmanship if used under normal operating conditions for a period of one (1) year from the original date of purchase (see the Limited Warranty terms in § 4 below), unless a longer minimum warranty period is mandated by applicable local laws. If the product shows any defects within the specified warranty period and that defect is not excluded under § 4, BEHRINGER shall, at its discretion, either replace or repair the product using suitable new or reconditioned product or parts. In case BEHRINGER decides to replace the entire product, this limited warranty shall apply to the replacement product for the remaining initial warranty period, i.e. one (1) year (or otherwise applicable minimum warranty period) from the date of purchase of the original product.
- ③ Upon validation of the warranty claim, the repaired or replacement product will be returned to the user freight prepaid by BEHRINGER.
- ④ Warranty claims other than those indicated above are expressly excluded. PLEASE RETAIN YOUR SALES RECEIPT. IT IS YOUR PROOF OF PURCHASE COVERING YOUR LIMITED WARRANTY. THIS LIMITED WARRANTY IS VOID WITHOUT SUCH PROOF OF PURCHASE.

§ 2 Online registration

Please do remember to register your new BUGERA equipment right after your purchase at www.bugera-amps.com under "Support" and kindly read the terms and conditions of our limited warranty carefully. Registering your purchase and equipment with us helps us process your repair claims quicker and more efficiently. Thank you for your cooperation!

§ 3 Return authorization number

- ① To obtain warranty service, please contact the retailer from whom the equipment was purchased. Should your BUGERA dealer not be located in your vicinity, you may contact the BEHRINGER distributor for your country listed under "Support" at www.behringer.com. If your country is not listed, please check if your problem can be dealt with by our "Online Support" which may also be found under "Support" at www.behringer.com. Alternatively, please submit an online warranty claim at www.bugera-amps.com BEFORE returning the product. All inquiries must be accompanied by a description of the problem and the serial number of the product. After verifying the product's warranty eligibility with the original sales receipt, BEHRINGER will then issue a Return Materials Authorization ("RMA") number.
- ② Subsequently, the product must be returned in its original shipping carton, together with the return authorization number to the address indicated by BEHRINGER.
- ③ Shipments without freight prepaid will not be accepted.

§ 4 Warranty Exclusions

- ① This limited warranty does not cover consumable parts including, but not limited to, fuses and batteries. Where applicable, BEHRINGER warrants the valves or meters contained in the product to be free from defects in material and workmanship for a period of ninety (90) days from date of purchase.
- ② This limited warranty does not cover the product if it has been electronically or mechanically modified in any way. If the product needs to be modified or adapted in order to comply with applicable technical or safety standards on a national or local level, in any country which is not the country for which the product was originally developed and manufactured, this modification/adaptation shall not be considered a defect in materials or workmanship. This limited warranty does not cover any such modification/adaptation, regardless of whether it was carried out properly or not. Under the terms of this limited warranty, BEHRINGER shall not be held responsible for any cost resulting from such a modification/adaptation.
- ③ This limited warranty covers only the product hardware. It does not cover technical assistance for hardware or software usage and it does not cover any software products whether or not contained in the product. Any such software is provided "AS IS" unless expressly provided for in any enclosed software limited warranty.

- ④ This limited warranty is invalid if the factory-applied serial number has been altered or removed from the product.
- ⑤ Free inspections and maintenance/repair work are expressly excluded from this limited warranty, in particular, if caused by improper handling of the product by the user. This also applies to defects caused by normal wear and tear, in particular, of faders, crossfaders, potentiometers, keys/buttons, tubes, guitar strings, illuminants and similar parts.
- ⑥ Damage/defects caused by the following conditions are not covered by this limited warranty:
 - improper handling, neglect or failure to operate the unit in compliance with the instructions given in BUGERA user or service manuals;
 - connection or operation of the unit in any way that does not comply with the technical or safety regulations applicable in the country where the product is used;
 - damage/defects caused by acts of God/Nature (accident, fire, flood, etc) or any other condition that is beyond the control of BEHRINGER.
- ⑦ Any repair or opening of the unit carried out by unauthorized personnel (user included) will void the limited warranty.
- ⑧ If an inspection of the product by BEHRINGER shows that the defect in question is not covered by the limited warranty, the inspection costs are payable by the customer.
- ⑨ Products which do not meet the terms of this limited warranty will be repaired exclusively at the buyer's expense. BEHRINGER or its authorized service center will inform the buyer of any such circumstance. If the buyer fails to submit a written repair order within 6 weeks after notification, BEHRINGER will return the unit C.O.D. with a separate invoice for freight and packing. Such costs will also be invoiced separately when the buyer has sent in a written repair order.
- ⑩ Authorized BUGERA dealers do not sell new products directly in online auctions. Purchases made through an online auction are on a "buyer beware" basis. Online auction confirmations or sales receipts are not accepted for warranty verification and BEHRINGER will not repair or replace any product purchased through an online auction.

§ 5 Warranty transferability

This limited warranty is extended exclusively to the original buyer (customer of authorized retail dealer) and is not transferable to anyone who may subsequently purchase this product. No other person (retail dealer, etc.) shall be entitled to give any warranty promise on behalf of BEHRINGER.

§ 6 Claim for damage

Subject only to the operation of mandatory applicable local laws, BEHRINGER shall have no liability to the buyer under this warranty for any consequential or indirect loss or damage of any kind. In no event shall the liability of BEHRINGER under this limited warranty exceed the invoiced value of the product.

§ 7 Claim for damage

This limited warranty is the complete and exclusive warranty between you and BEHRINGER. It supersedes all other written or oral communications related to this product. BEHRINGER provides no other warranties for this product.

§ 8 Other warranty rights and national law

- ① This limited warranty does not exclude or limit the buyer's statutory rights as a consumer in any way.
- ② The limited warranty regulations mentioned herein are applicable unless they constitute an infringement of applicable mandatory local laws.
- ③ This warranty does not detract from the seller's obligations in regard to any lack of conformity of the product and any hidden defect.

§ 9 Amendment

Warranty service conditions are subject to change without notice. For the latest warranty terms and conditions and additional information regarding BEHRINGER's limited warranty, please see complete details online at www.bugera-amps.com.

*BEHRINGER Macao Commercial Offshore Limited of Rue de Pequim No. 202-A, Macau Finance Centre 9/J, Macau, including all BEHRINGER group companies

Technical specifications and appearance are subject to change without notice. The information contained herein is correct at the time of printing. RED CHIP COMPANY LTD. accepts no liability for any loss which may be suffered by any person who relies either wholly or in part upon any description, photograph or statement contained herein. Colors and specifications may vary slightly from product. BUGERA products are sold through authorized dealers only. This manual is copyrighted. No part of this manual may be reproduced or transmitted in any form or by any means, electronic or mechanical, including photocopying and recording of any kind, for any purpose, without the express written permission of RED CHIP COMPANY LTD. BUGERA products are distributed exclusively by the BEHRINGER Group of companies globally, and specifically by BEHRINGER Luxembourg Sàrl in the European Union.

ALL RIGHTS RESERVED.

© 2009 Red Chip Company Ltd.

Trident Chambers, Wickhams Cay, P.O. Box 146.

Road Town, Tortola, British Virgin Islands

Bugera
THE SOUL OF VALVES

This manual is available in English, German, French, Spanish, Italian, Russian, Polish, Dutch, Finnish, Swedish, Danish, Portuguese, Greek, Japanese and Chinese. There may also be more current versions of this document. Download them by going to the appropriate product page at:

www.bugera-amps.com